


HIGH QUALITY **DEPOSIT**
SAFE FOR THE SECURE
DEPOSIT OF CASH AND
VALUABLES

IDEAL FOR RETAIL OUTLETS, RECEPTION AREAS
AND BACK OFFICES.



EUROPA DEPOSIT

BURGLARY RESISTANT PROTECTION

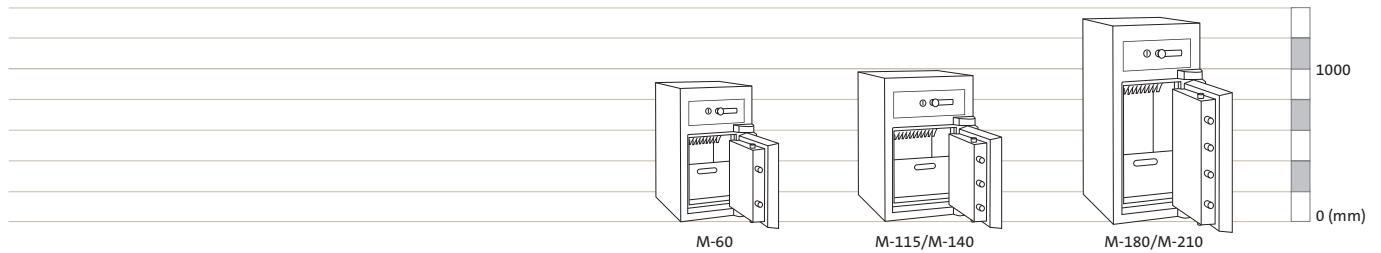


KEY FEATURES

- High quality deposit safe constructed from modern high specification materials
- Deposit feature allows multiple users to constantly deposit cash and valuables securely whilst the main body of the safe remains locked
- Can be customised with various locking options to suit your requirements
- Optional internal fittings available: retaining shelf and retaining cupboard
- Deposit drawer is secured by a double bitted key lock

EUROPA DEPOSIT

PRODUCT SPECIFICATIONS



Model	External Height (mm)	External Width (mm)	External Depth* (mm)	Internal Height (mm)	Internal Width (mm)	Internal Depth (mm)	Volume** (litres)	Weight (kg)	No. of Standard Key Locks
M-60, GI***	882	528	603	460	360	360	60	525	1
M-115, GI***	972	668	663	550	500	420	116	694	1
M-180, GI***	1272	668	663	850	500	420	180	852	1
M-115, GIII***	972	668	663	550	500	420	116	754	2
M-180, GIII***	1272	668	663	850	500	420	180	918	2
M-140, GV***	972	668	663	588	538	444	140	798	2
M-210, GV***	1272	668	663	888	538	444	212	1052	2

*Projection of handle (56mm) not included. **Internal volume does not include allowance for anti-fishing devices.

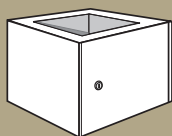
***Europa Deposit safes are not certified but use the relevant EN 1143-1 T2 certified safe body as the base for their construction.

STANDARD INTERNAL FITTINGS



Retaining plate fitted as standard.

OPTIONAL INTERNAL FITTINGS




Retaining cupboard and retaining shelf available at additional costs.

CERTIFICATION

The range of Europa safes is certified by ECB•S in accordance with the stringent European standard EN 1143-1, while the Europa Deposit version presented in this datasheet is not certified.

LOCK OPTIONS



Single or two double bitting key locks fitted as standard, please see the product specification table above.



A variety of high security certified electronic locks can be fitted on request.

DRAWER DEPOSIT



- Max deposit size is 110 x 320 x 200mm (HxWxD).
- Deposit drawer is secured by a double bitting key lock.
- The drawer can be rear facing as an extra option.

Authorised dealer

www.chubbsafes.com